REVISION RECORD 修 改 紀 錄					
REV	ECO	DESCRIPTION	DATE	DRFT	CHKD

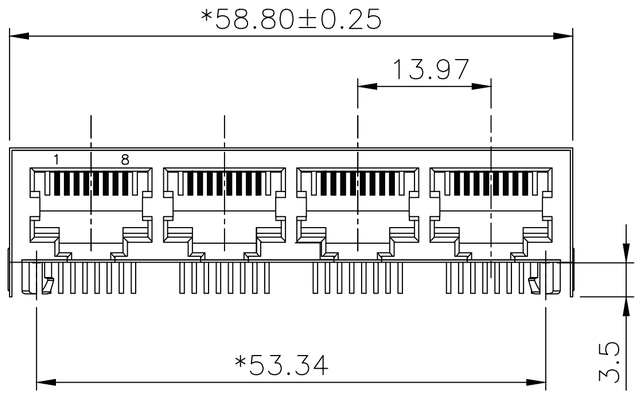

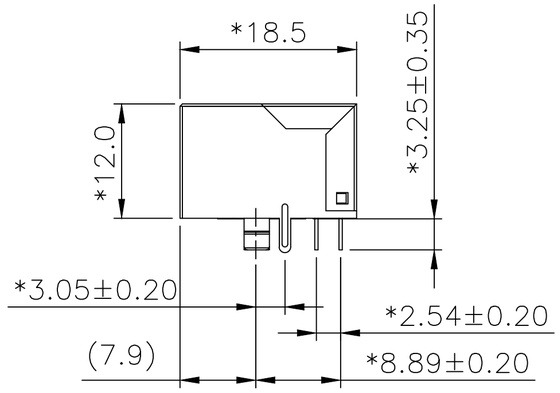

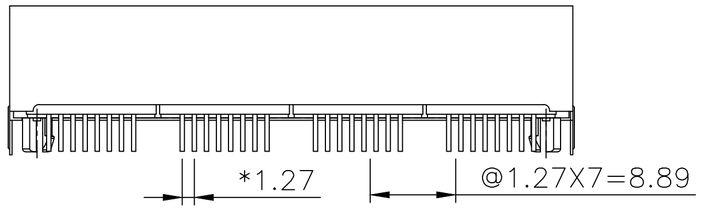

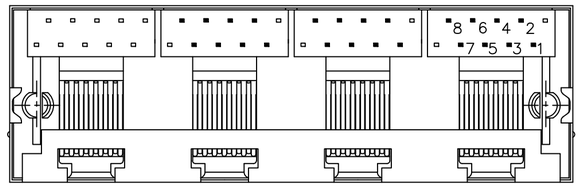

NOTES:

ELECTRICAL:

1. VOLTAGE RATING : 125 VAC RMS.
2. CURRENT RATING : 1.5 AMP.
3. CONTACT RESISTANCE : 45 MILLIOHMS MAX.
4. INSULATION RESISTANCE : 1000 MEGOHMS MIN @ 500 VDC.
5. DIELECTRIC STRENGTH : 1000 VDC RMS 60Hz, 1MIN.

MECHANICAL:

1. HOUSING MATERIAL: NYLON UL94V-0./COLOR:BLACK
2. CONTACT MATERIAL: PHOSPHOR BRONZE T=0.35mm.
3. PLATING : GOLD PLATING OVER NICKEL.
4. OPERATING LIFE : 750 CYCLES MIN.
5. PCB RETENTION PRE-SOLDER: 1 LB MIN.
6. PCB RETENTION POST-SOLDER: 10 LBS MIN.

ENVIRONMENTAL:

1. STORAGE: -40°C TO +85°C.
2. OPERATION: -40°C TO +85°C.
3. WAVE SOLDERING TEMPERRATURE: 250~260°C(3~5 SECONDS).
4. RoHS COMPLIANT.

MATES WITH MODULAR PLUG CONFORMING TO FCC PART 68, SUBPART F.

CUL FILE NO. E345295

PART NUMBER: EL2608-042C38X

1-3u", 2-6u"
3-15u", 4-30u"
5-50u" F-GOLD FLASH

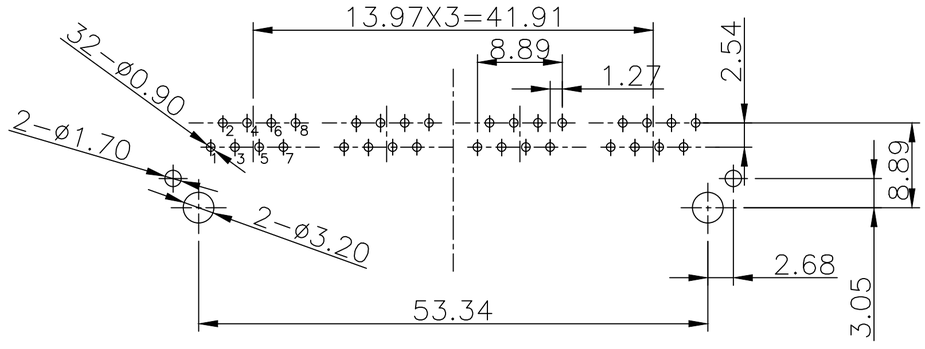

PC Board Layout Component Side Shown

單位: mm		DFTO: Ina	DATE: 2015.05.03	ELLAX CORPORATION.
長度公差	角度公差	CHKD: Jeff	DATE: 2015.05.03	TITLE: 11.5 SIDE ENTRY PCB GANG JACK 10P
.0 ± 0.25	0° ± 5°	APPVL: W.B.Huang	DATE: 2015.05.03	
.00 ± 0.15		脫模角:	顏色:	
.000 ± 0.10			MATERIAL: 材 質	
			TREAT: 處 理	DWG NO. EL2608-042C382 — SIZE / REV
			QTY: 數 量	DRAWING NO: 圖檔編號 EL2608-042C38X_A — A4 / A
THIRD ANGLE PROJECTION			SCALE: 比 例 1 : 1	PART NO: 零件編號 — 1 of 1